

Get the Lead Out (GLO)


Taking Action for a Thriving Clinton!


IMPORTANT NOTICE REGARDING YOUR WATER SERVICE


The Village of Clinton needs your help identifying the water service line materials in the City's drinking water system. Water service lines that contain lead materials pose known health risks. Currently, the Village of Clinton is undergoing a Lead Service Line Inventory & Replacement Program, which requires the replacement of any lead materials. Lead service line replacements will be completed at **no cost to the homeowner**.


The private-side service connection material at this address is currently listed as 'unidentified' in our records. Your service line falls under one of the material types described to the right, but we need your support to determine this. Please follow this guide to identify and report your service line material by online survey or mail.

AT A GLANCE: Service Line Testing Methods and Material Types

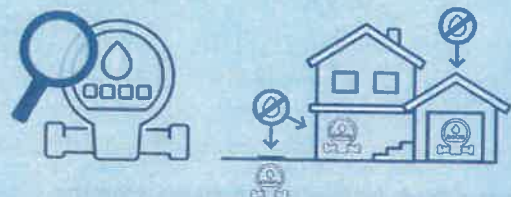
 **Lead** - A dull, silver-grey color that is easily scratched with a coin. Scratched area will turn a shiny silver color. A magnet **WILL NOT** stick to lead.

 **Copper** - Will resemble a bright, clean penny where scratched. A magnet **WILL NOT** stick to copper.

 **Galvanized Steel** - A dull, silver-grey color that is not easily scratched. Scratched areas will remain dull. A magnet **WILL** stick to galvanized steel.

 **Polyvinyl Chloride (PVC)** - Rigid plastic. Can be various colors. A magnet **WILL NOT** stick to plastic.

MATERIAL VERIFICATION TEST TO IDENTIFY A WATER SERVICE LINE



1

Find the water meter on your property. Your water meter may be outside: between the road and the house. Or, your water meter may be inside: in the basement, crawlspace, or garage.



2

Look for the pipe that comes through your exterior wall. The incoming pipe should have a valve on it. If your water meter is inside, the line should be near it on the same wall. If your water meter is outside, then the line should enter the house closest to that spot.



3

If the pipe is metal, use a key or coin to gently scratch the pipe. For painted pipes, use sandpaper to expose the metal first. (Use the Service Line Testing Methods and Material Types guide above for more information).

OR



4

Place a magnet on the pipe to see if it sticks to the pipe. A magnet **WILL NOT** stick to copper, lead, or plastic. A magnet **WILL** stick to galvanized steel.

AT A GLANCE: How to Report Your Service Line Material to the City

- 1 Online:** Scan the QR code or type the link to fill out the Village of Clinton Service Line Self Identification Form: <https://form.jotform.com/251606533775158>
- 2 Mail:** Please detach and fill out the Water Service Line Material Reporting Form below, then mail using the provided return envelope.
- 3 In-person:** Contact the Water Office at (608) 751-1772 or dpw@vi.clinton.wi.gov to schedule an appointment if you'd like a utility representative to visit your home and identify your service line material.



If you have questions, need assistance, or would like to schedule an appointment for a utility representative to come identify your service line in-person, please contact the Village of Clinton Water Office at:



Call: (608) 751-1772
Email: dpw@vi.clinton.wi.gov
We are happy to assist you!



WATER SERVICE LINE MATERIAL REPORTING FORM

To report your water service line material by mail, please complete the form below and return using the enclosed envelope.

Street Address: _____

City: _____ **State:** _____ **Zip Code:** _____

Water Service Line Material (Please refer to the other side of the page for information and instructions; then, select your water service line material):



☐ Lead



☐ Galvanized Steel



☐ Copper




☐ PVC (Plastic)

☐ Unsure (If you have questions, please contact the Village of Clinton Water Department.)

**THANK YOU FOR SHARING OUR MISSION
TO UPHOLD A THRIVING COMMUNITY!**





Get the Lead Out!

We're Ready to GLO!

Did you know that lead water pipes can contaminate your drinking water, posing health risks? The Village of Clinton is taking action to identify and replace lead and galvanized requiring replacement drinking water service lines in our community. We need to identify unknown service line materials and need your help!

By identifying your water service line material and submitting your results through our online survey, you are helping us **protect your family, neighbors, and future generations**. Join us to Get the Lead Out one service line and home at a time!

How You Can Join Our Efforts:

- **Inspect-Your-Own Line:** Scan the **QR code below** or visit **<https://form.jotform.com/251606533775158>** to complete the online service line material survey and submit your results.
- **Let Public Works Inspect Your Line:** Call **(608) 751-1772** to schedule an appointment for a utility representative to conduct a 5-minute inspection of your water service line.




For more information, please call the Village of Clinton at **(608) 751-1772**.

Thank you for sharing our mission to uphold a safe and health community!



Scan the QR code to learn more about the Get the Lead Out (GLO) Initiative.

**Clinton Public Works Dept
PO Box 129
Clinton WI 53525-0129**



**Important Information
Enclosed**